

ASX Energy

New Website Manual



Contents

Introduction	3
ASX Energy Offerings	3
ASX Energy Website Update	4
New Features	5
Dark Mode	5
New Ticker function	6
Data Centre	6
Charting	7
Tradelog	7
Application Programming Interface	8-9
Access	10
Contact Us	11

Introduction

The ASX Energy Website has been a staple offering since 2008, helping to connect our customers to the most important data in the dynamic and ever-changing energy markets of Australia and New Zealand.

ASX Energy consists of the following offerings:

- A Web-based Display of 10-minute delayed energy market information including pricing information, trade-logs, charting and messages.
- Subscription based delivery of Daily End of Day files including the following:

File	Description	Timing
1. Preliminary Snapshot File	<p>A preliminary end of day settlement file. Each product has one entry / line in the file and is a daily summary of trading and settlement information. This includes:</p> <ul style="list-style-type: none"> • Bid Price • Bid Size • Ask Price • Ask Size • Last Price • Traded Volume • Open Price • High Price • Low Price • Implied volatility 	~40 mins after market closes
2. Final Snapshot File	<p>The final end of day settlement file replicates the preliminary snapshot file; however, the settlement prices may have been adjusted by the pricing team after market close. As such it will have the firm settlement price of the contract which is used in the mark-to-market variation margining process.</p>	~2 hours and 40 mins after market closes
3. Trade-log file	<p>A summary of the trades for each of the AU Electricity/ Gas as well as NZ Electricity commodity groups.</p>	~6am the following day
4. Open Interest File	<p>A summary of the Open interest per contract for each of the AU Electricity/ Gas as well as NZ Electricity commodity groups.</p>	~6am the following day

- Application Programming Interface: Subscription based delivery and querying of delayed and historical energy market information including pricing information, trade-logs and messaging. This is available to advanced subscribers.

ASX Energy Website Update

This guide is to provide information relating to the update to the web-based display offering referred to in this document as the 'ASX Energy Website' or 'website'.

The new update is intended to deliver a refreshed look, improved usability and faster processing capabilities. This guide is intended to provide an outline of some of the new features and changes to the site.

*Please note the update does not impact, nor does this guide provide information relating to, the daily file delivery services. For such information please see:

https://www.asxenergy.com.au/products/data_centre/accessing-daily-files

The screenshot displays the ASX Energy Website interface. At the top, the ASX logo is on the left, and navigation links for Home, Products, Docs, Datcentre, Subscribe, and Log In are on the right. Below the navigation, a banner for 'The Australian and New Zealand Energy Market' features a background image of power lines and a 'Subscribe to ASX Energy Data Centre' button. A row of market indicators shows price changes for various contracts: EAZ2026 (+2.40%), EDK2026 (-5.04%), EDU2026 (-1.82%), EEU2026 (-5.13%), EHK2026 (-6.02%), and EAU2026 (-3.97%). The main content area is divided into three sections: 'ASX Energy Ticker' (10 Minutes Delayed) listing recent trades, 'AU Electricity' (Trading) with a table of bid, ask, last, and volume, and 'NZ Electricity' (Settled) with a table of last and volume.

Time	Contract	Price	Volume
14:32	BNH2027	Traded 1 @ \$98.75	
14:32	HNM2028	Traded 1 @ \$97.40	
14:32	BNH2028	Traded 1 @ \$93.33	
14:32	BNU2027	Traded 1 @ \$100.56	
14:32	BNM2028	Traded 1 @ \$105.79	
14:32	BNZ2027	Traded 1 @ \$89.97	
14:32	GVU2026	Traded 2 @ \$11.75	
14:31	BNH2027	Traded 1 @ \$98.75	
14:19	GOZ2026	Traded 7 @ 0	
14:19	GOH2027	Traded 7 @ 0	
14:19	ROM2027	Traded 7 @ \$13.05	
14:19	GOM2027	Traded 7 @ 0	

Code	Bid	Ask	Last	Vol
BNM2026	\$96.25 (1)	\$96.75 (2)	\$96.25	82
BOH2027	\$93.50 (1)	\$94.75 (2)	\$94.45	31
BOM2027	\$84.20 (1)	\$86.00 (1)	\$85.49	31
BOU2027	\$80.25 (1)	\$81.75 (3)	\$81.44	29
BOZ2027	\$77.00 (1)	\$78.50 (2)	\$78.43	29
BNH2027	\$98.35 (1)	\$99.00 (1)	\$98.75	28

Code	Last	Vol
EAZ2026	\$84.15 (12)	146
EDK2026	\$103.05 (12)	138

New Features

Dark Mode:

Users can now change display modes by selecting either the sun or moon logo in the top panel of the screen.

Select Here

The screenshot displays the ASX website interface in dark mode. At the top, the ASX logo is on the left, and navigation links for Home, Products, Docs, and Datasets are on the right. A sun/moon icon is located between the logo and the Home link, with a blue arrow pointing to it from the text 'Select Here'. Below the navigation bar, there are tabs for Ticker, Futures, Options, Newsroom, and Alerts. The main content area is divided into several sections:

- Market Summary:** A row of five cards showing market performance for BNM2026, BOH2027, BCM2027, BQU2027, and BOZ2027. Each card includes a green upward arrow, the code, a percentage change, and a price.
- ASX Energy Ticker:** A table with a '10 Minutes Delayed' label, listing recent trades with columns for time, code, and price.
- AU Electricity:** A table with columns for Code, Bid, and Ask, listing various electricity codes and their current market prices.
- NZ Electricity:** A table with columns for Code, Bid, and Ask, listing New Zealand electricity codes and their current market prices.
- Environmental:** A table with columns for Code, Bid, and Ask, listing environmental codes and their current market prices.

New Ticker function:

A new Ticker function has replaced the message board function.

Subscribed users can use the ticker function to keep up to date with Intra-day 10-minute delayed Data including:

- Order Book Updates
- Trade Executions
- Requests for Quotes
- Block Trades

Data Centre:

The following features are now accessed in the data centre:

- Charting
- Trade-log
- Datamine

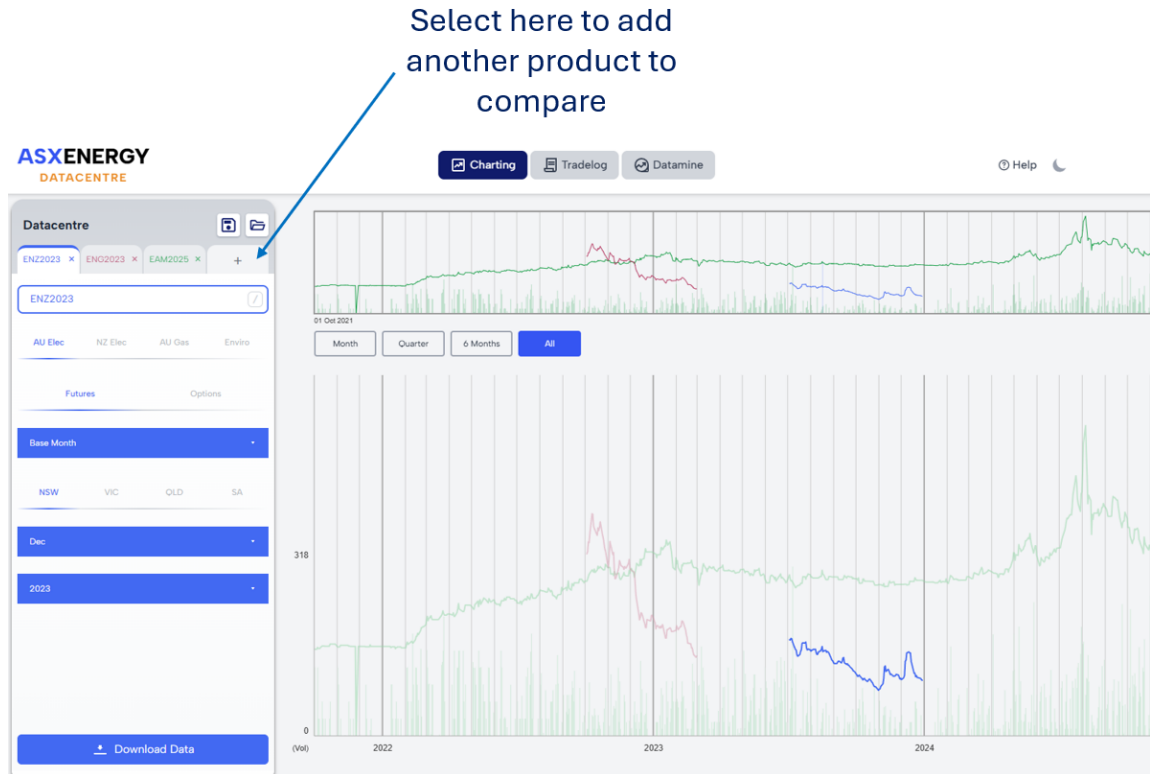
Select Here



Charting:

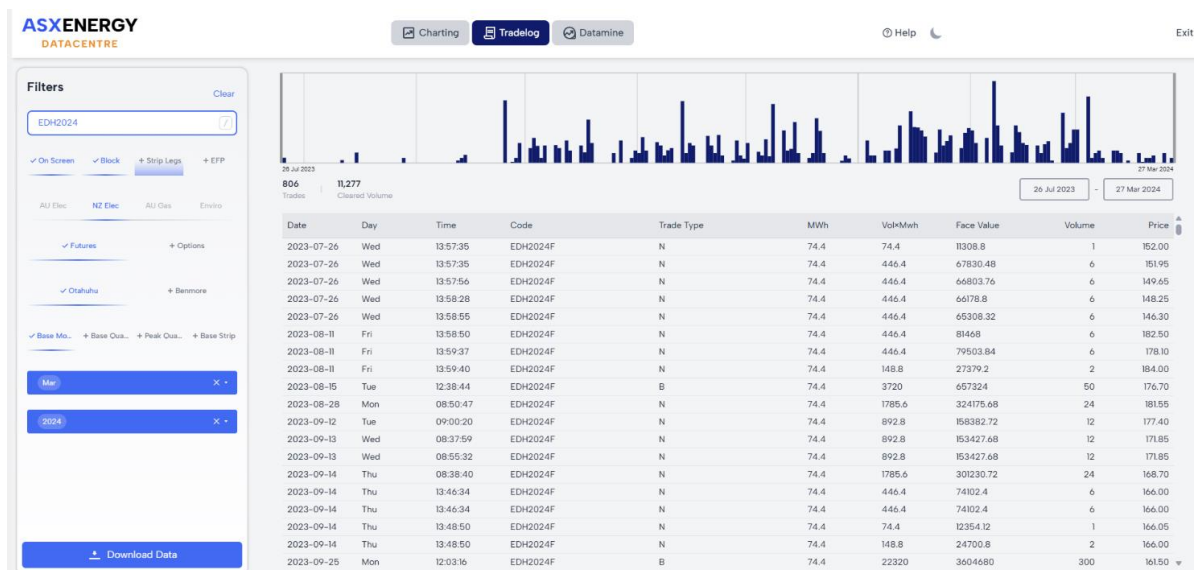
Charting now provides the ability to view and compare instrument performance. Simply search a product code or select parameters in the side menu.

To layer and compare, simply click the plus symbol on the filters.



Trade Log:

Use the trade-log function to analyse trade volumes and compare product breakdowns of trading activity including blocks and strip legs across time periods.



Application Programming Interface (API):

Subscribers or trialists of our API functions can activate them through the following:

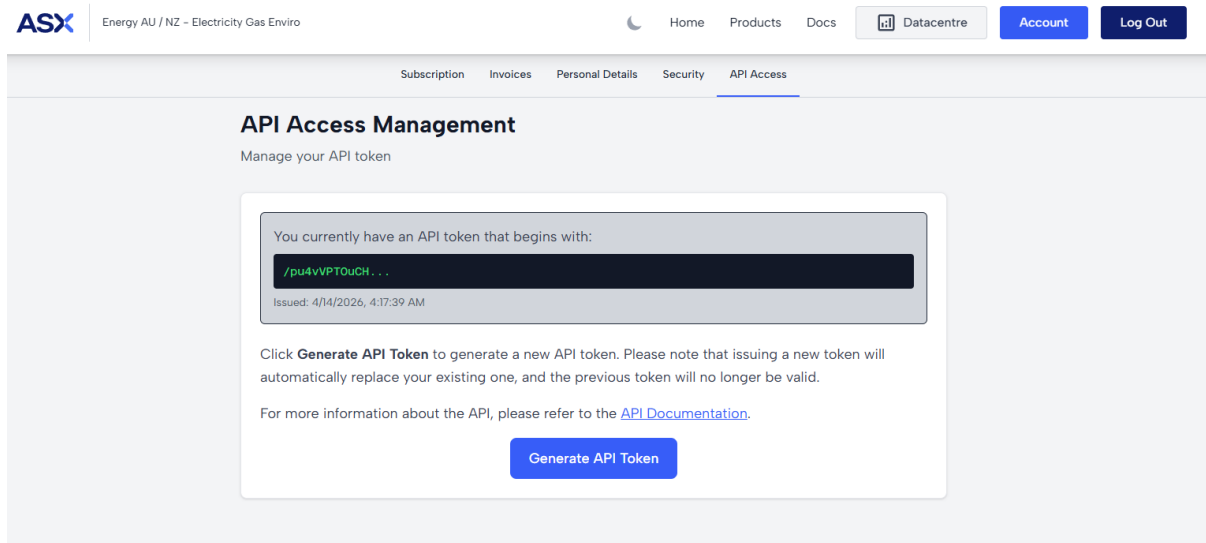
1. Select Account:

The screenshot shows the ASX Energy AU / NZ website interface. At the top right, there are navigation buttons: Home, Products, Docs, Datacentre, **Account**, and Log Out. A blue arrow points to the 'Account' button with the text 'Select Here' above it. Below the navigation bar, there is a ticker section with various market data points. The main content area is divided into several sections: ASX Energy Ticker (listing various energy contracts and their prices), AU Electricity (table with columns for Code, Bid, Ask, Last, Vol), NZ Electricity (table with columns for Code, Bid, Ask, Last, Vol), Environmental (table with columns for Code, Bid, Ask, Last, Vol), and AU Gas (table with columns for Code, Bid, Ask, Last, Vol).

2. Select API Access:

The screenshot shows the 'Your Subscription' page. At the top, there are tabs: Subscription, Invoices, Personal Details, Security, and **API Access**. A blue arrow points to the 'API Access' tab with the text 'Select Here' above it. The main content area is titled 'Your Subscription' and 'Manage your ASX Energy Subscription'. It is divided into two sections: 'Your Markets' and 'Your Plan'. Under 'Your Markets', there are two cards: 'Australian Energy' (Active, \$0.00/year) and 'New Zealand Energy' (Active, \$0.00/year). Under 'Your Plan', there are two cards: 'Standard Plan' (Full historical data, intraday data at one minute resolution) and 'Advanced Plan' (Active, Standard plan plus full intraday movement details).

3. Select Generate Token:



The screenshot shows the ASX website's API Access Management interface. At the top, the ASX logo is on the left, and navigation links for Home, Products, Docs, Datacentre, Account, and Log Out are on the right. Below this is a secondary navigation bar with links for Subscription, Invoices, Personal Details, Security, and API Access. The main heading is "API Access Management" with the subtext "Manage your API token". A grey box displays the current API token: "/pu4vVPTOuCH..." and its issue date: "Issued: 4/14/2026, 4:17:39 AM". Below this, instructions state that clicking "Generate API Token" will replace the existing one. A blue "Generate API Token" button is positioned at the bottom of the instruction box.

For information on using the API please use the following link: <https://www.asxenergy.com.au/api-docs>

Access via ASX Energy

System Introduction

ASX Energy is an innovative extranet site from ASX, developed to meet your needs by providing information efficiently and cost effectively.

The site offers subscribers fast access to products and information while maintaining security through unique usernames and passwords. ASX Energy has been specifically designed to be flexible and easy to use. You will find the navigation bar takes you quickly to the information you need.

Website Details

The ASX Energy site has a unique URL: <https://www.asxenergy.com.au/>

*Note those invited to participate in trials of any website features or updates will be provided specific URL's that are not to be shared with other users, in accordance with accepted terms and conditions.

Terms and Conditions:

Users of the website are subject to terms and conditions accessible here:

<https://www.asxenergy.com.au/about/legal>

Trialists of new websites and or features may be subject to terms of use specific to those sites.

If so, these conditions will be made available on those specific sites.

Resources:

Access forms and user guides may be accessed here:

https://www.asxenergy.com.au/products/data_centre/accessing-daily-files

Contact Us

Content and System Support

Subscribers with account and data content queries relating specifically to the website or API please contact here: <https://www.asxenergy.com.au/contact>

For issues relating to production and delivery of SFTP files, customers can contact ASX Customer Technical Support team:

Mon-Fri 8.30am – 6.00pm (AEST) excluding public holidays

1800 663 053

CTS@asx.com.au

ASX Information Services

Should you wish to contact the ASX Information Services team to receive further information or discuss products, please email: information.services@asx.com.au

Disclaimer

This document provides general information only and may be subject to change at any time without notice. ASX Limited (ABN 98 008 624 691) and its related bodies corporate (“ASX”) makes no representation or warranty with respect to the accuracy, reliability or completeness of the information. To the extent permitted by law, ASX and its employees, officers and contractors shall not be liable for any loss or damage arising in any way (including by way of negligence) from or in connection with any information provided or omitted, or from anyone acting or refraining to act in reliance on this information. This document is not a substitute for the Operating Rules of the relevant ASX entity and in the case of any inconsistency, the Operating Rules prevail.

© Copyright ASX Operations Pty Limited ABN 42 004 523 782. All rights reserved 2026

ASX Trade Marks

The trade marks listed below are trade marks of ASX. Where a mark is indicated as registered it is registered in Australia and may also be registered in other countries. Nothing contained in this document should be construed as being any licence or right to use of any trade mark contained within the document.

ASX Trade®

ASX Trade 24®

ASX TradeMatch®

ComNews®

ReferencePoint®

MarketSource™

PureMatch®

New Website Manual

Austraclear®

CHESS®

